




Contents lists available at ScienceDirect

# Journal of Photochemistry and Photobiology A: Chemistry

journal homepage: [www.elsevier.com/locate/jphotochem](http://www.elsevier.com/locate/jphotochem)

## Regioselective photoalkylation of 2-cyano-6-methoxynaphthalene by methoxy-substituted 1,2-diarylcyclopropanes

Hajime Maeda<sup>a,\*</sup>, Shoji Matsuda<sup>b</sup>, Kazuhiko Mizuno<sup>b,\*</sup><sup>a</sup> Division of Material Sciences, Graduate School of Natural Science and Technology, Kanazawa University, Kakuma-machi, Kanazawa, Ishikawa 920-1192, Japan<sup>b</sup> Department of Applied Chemistry, Graduate School of Engineering, Osaka Prefecture University, 1-1 Gakuen-cho, Naka-ku, Sakai, Osaka 599-8531, Japan

## ARTICLE INFO

## Article history:

Received 18 March 2009

Received in revised form 11 May 2009

Accepted 28 May 2009

Available online 6 June 2009

## Keywords:

Photoreaction

2-Cyano-6-methoxynaphthalene

1,2-Diarylcyclopropanes

Exciplex

## ABSTRACT

Photoreactions of 2-cyano-6-methoxynaphthalene with methoxy-substituted 1,2-diarylcyclopropanes in benzene give 2-cyano-1-(1,3-diarylpropyl)-6-methoxynaphthalenes. The excellent regioselectivity seen in these processes can be explained by initial formation of singlet exciplexes, in which the dipoles of each component are oriented in opposite directions.

© 2009 Elsevier B.V. All rights reserved.

### 1. Introduction

Photocycloaddition between aromatic substances and alkenes is a useful reaction for the construction of polycyclic compounds [1–16]. (2+2) Photocycloaddition of naphthalene derivatives with alkenes gives cyclobutane-fused compounds, which can be chemically converted to various alkylated naphthalene derivatives [17–23]. Cyclopropanes, whose bonding and antibonding  $\sigma$ -orbitals are banana-shaped, are expected to behave chemically like unsaturated compounds. However, only a few reports have appeared describing photoreactions between aromatic compounds and cyclopropanes [24–30]. Included in this group are processes involving: (i) (2+3) photocycloaddition and photoalkylation of 9-cyanophenanthrene with 1,2-diarylcyclopropanes [24], (ii) (4+3) photocycloaddition of 9,10-dicyanoanthracene with 1,2-diarylcyclopropanes [25,26], 1-amino-2-phenylcyclopropanes [27], and methylenecyclopropanes [28], and (iii) photoalkylation of 2,3-dicyanonaphthalene with 1,2-diarylcyclopropanes [29].

Among these processes, the photoalkylation reactions of aromatic compounds by cyclopropanes, probed in our preliminary communication [29], are expected to serve as a direct method for the facile one-pot synthesis of alkylated naphthalene derivatives. In the course of recent studies aimed at investigating photoreactions of 2-cyano-6-methoxynaphthalene [31–34] with 1,2-diarylcyclopropanes, we observed that alkylation takes place

at the 1-position of the naphthalene derivative in a highly regioselective manner. Below, the findings of this study are described.

### 2. Experimental

#### 2.1. General

Benzene was distilled from CaH<sub>2</sub> and then from Na. Dichloromethane was distilled from CaCl<sub>2</sub> and then CaH<sub>2</sub>. Acetonitrile was distilled from P<sub>2</sub>O<sub>5</sub> and then from Na. 2-Bromo-6-methoxynaphthalene, acetophenone, and methoxy-substituted benzaldehydes were purchased and used without purification.

A 300 W high-pressure mercury lamp (Eikosha, PIH-300, emission lines: 254 nm, 365 nm, and others) was used as a light source of the photoreactions. Melting points were determined on a Yanagimoto Micro Melting Point apparatus, Yanaco MP-500 and are uncorrected. <sup>1</sup>H and <sup>13</sup>C NMR spectra were recorded on a Varian MERCURY-300 (300 and 75 MHz, respectively) spectrometer using Me<sub>4</sub>Si as an internal standard. IR spectra were determined on a Jasco FT/IR-230 spectrometer. UV–vis spectra were recorded on Jasco V-530 spectrophotometer. Fluorescence spectra were taken on Jasco FP-6300 spectrophotometer. Fluorescence lifetimes were measured by HORIBA NAES-550 nano-second fluorometer equipped with SSU-111A photomultiplier, SCU-121A optical chamber, SGM-121A monochromator, and LPS-111 lamp power supply. Mass spectra (EI) were taken on a SHIMADZU GCMS-QP5050 operating in the electron impact mode (70 eV) equipped with GC-17A and DB-5MS column (J&W Scientific Inc., Serial: 8696181). HPLC separations were performed on a recycling preparative HPLC equipped with

\* Corresponding author. Tel.: +81 76 264 6290; fax: +81 76 264 6290.

E-mail address: [maeda-h@t.kanazawa-u.ac.jp](mailto:maeda-h@t.kanazawa-u.ac.jp) (H. Maeda).

Jasco PU-2086 Plus, RI-2031 Plus Differential Refractometer, Megapak GEL 201C columns (GPC) using  $\text{CHCl}_3$  as an eluent. Column chromatography was conducted by using Kanto-Chemical Co. Ltd., silica gel 60N (spherical, neutral, 0.063–0.210 mm).

## 2.2. Preparation of 2-cyano-6-methoxynaphthalene (**1**)

A mixture of 2-bromo-6-methoxynaphthalene (2.00 g), copper(I) cyanide (1.80 g), and N-methyl-2-pyrrolidone (35 mL) was stirred and refluxed at 202 °C for 40 min. After cooling the mixture to room temperature,  $\text{CHCl}_3$  (100 mL) and  $\text{H}_2\text{O}$  (100 mL) were added. The organic layer was separated, dried, and evaporated. N-methyl-2-pyrrolidone was removed by distillation under reduced pressure. The residue was purified by column chromatography on silica gel (eluent; hexane:toluene=1:2) to give 2-cyano-6-methoxynaphthalene (**1**, 0.81 g, 59% yield). *Data for 1*: colorless powder; mp 107 °C;  $^1\text{H NMR}$  (300 MHz,  $\text{CDCl}_3$ )  $\delta$  3.95 (s, 3 H), 7.15 (d,  $J=2.4$  Hz, 1 H), 7.25 (dd,  $J=8.9, 2.5$  Hz, 1 H), 7.57 (dd,  $J=8.3, 1.6$  Hz, 1 H), 7.79 (d,  $J=8.6$  Hz, 2 H), 8.14 (d,  $J=0.9$  Hz, 1 H) ppm;  $^{13}\text{C NMR}$  (75 MHz,  $\text{CDCl}_3$ )  $\delta$  55.9, 106.1, 106.9, 119.7, 120.8, 127.2, 127.8, 127.9, 130.1, 133.8, 136.5, 160.0 ppm; IR (KBr) 1266, 1622, 2221 ( $\text{CN}$ )  $\text{cm}^{-1}$ ; MS (EI)  $m/z$  (relative intensity, %) = 140 (92), 183 (100,  $\text{M}^+$ ).

## 2.3. Preparation of trans-1-phenyl-2-(3,4,5-trimethoxyphenyl)cyclopropane (trans-**2c**)

To a methanol (380 mL) solution of acetophenone (26.80 g) and 3,4,5-trimethoxybenzaldehyde (41.06 g) was added NaOH (0.55 g). The mixture was stirred at room temperature for 24 h. The collected precipitate by suction filtration is pure trans-1-phenyl-3-(3,4,5-trimethoxyphenyl)prop-2-en-1-one (39.07 g, 63% yield). To a part of the compound (38.08 g) were added hydrazine monohydrate (29.6 mL) and ethanol (375 mL). The solution was refluxed for 1.5 h. Ethanol and hydrazine were removed by distillation. KOH (1.40 g) was added. The mixture was heated to 170 °C and was stirred until evolution of  $\text{N}_2$  gas ceased. After cooling to room temperature, benzene (300 mL) and  $\text{H}_2\text{O}$  (300 mL) were added. The organic layer was separated, dried, and evaporated. The crude mixture (29.86 g) contained trans- and cis-1-phenyl-2-(3,4,5-trimethoxyphenyl)cyclopropane (trans-**2c** and cis-**2c**, 84:16). Recrystallization from EtOH gave pure trans-**2c** (9.17 g, 25% yield). *Data for trans-2c*: pale yellow solid; mp 76 °C;  $^1\text{H NMR}$  (300 MHz,  $\text{CDCl}_3$ )  $\delta$  1.43 (t,  $J=7.4$  Hz, 2 H), 2.13 (t,  $J=7.3$  Hz, 2 H), 3.82 (s, 3 H), 3.86 (s, 6 H), 6.37 (s, 2 H), 7.12–7.22 (m, 3 H), 7.24–7.34 (m, 2 H) ppm;  $^{13}\text{C NMR}$  (75 MHz,  $\text{CDCl}_3$ )  $\delta$  18.4, 28.2, 28.8, 56.3, 61.1, 102.9, 125.7, 125.8, 128.4, 136.2, 138.2, 142.3, 153.1 ppm; MS (EI)  $m/z$  (relative intensity, %) = 253 (70,  $\text{M}^+ - \text{MeO}$ ), 284 (100,  $\text{M}^+$ ).

## 2.4. Preparation of trans-1-phenyl-2-(2,4,6-trimethoxyphenyl)cyclopropane (trans-**2e**)

To a methanol (80 mL) solution of acetophenone (5.03 g) and 2,4,6-trimethoxybenzaldehyde (8.18 g) was added NaOH (0.23 g). The mixture was stirred at 52 °C for 72 h. After cooling to room temperature, the solution was evaporated. Column chromatography on silica gel (eluent; AcOEt:toluene = 1:2) gave trans-1-phenyl-3-(2,4,6-trimethoxyphenyl)prop-2-en-1-one (8.97 g, 72% yield). To a part of the compound (4.03 g) were added hydrazine monohydrate (3.05 mL) and ethanol (43 mL). The solution was refluxed for 1.5 h. Ethanol and hydrazine were removed by distillation. KOH (0.28 g) was added. The mixture was heated to 170 °C and was stirred until evolution of  $\text{N}_2$  gas ceased. After cooling to room temperature, benzene (150 mL) and  $\text{H}_2\text{O}$  (150 mL) were added. The organic layer was separated, dried, and evaporated. Column chromatography on silica gel (eluent; toluene) gave trans-1-

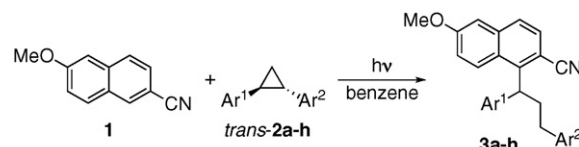
phenyl-2-(2,4,6-trimethoxyphenyl)cyclopropane (trans-**2e**, 0.82 g, 21% yield). *Data for trans-2e*: yellow oil;  $^1\text{H NMR}$  (300 MHz,  $\text{CDCl}_3$ )  $\delta$  1.28–1.38 (m, 1 H), 1.42–1.50 (m, 1 H), 1.85–1.93 (m, 1 H), 2.22–2.30 (m, 1 H), 3.80 (s, 6 H), 3.80 (s, 3 H), 6.12 (s, 2 H), 7.11–7.22 (m, 3 H), 7.24–7.31 (m, 2 H) ppm;  $^{13}\text{C NMR}$  (75 MHz,  $\text{CDCl}_3$ )  $\delta$  16.7, 19.4, 24.8, 55.7, 56.1, 91.1, 110.5, 125.3, 126.2, 128.3, 144.3, 159.4, 160.2 ppm; MS (EI)  $m/z$  (relative intensity, %) = 253 (81,  $\text{M}^+ - \text{MeO}$ ), 284 (100,  $\text{M}^+$ ).

## 2.5. General procedure for the photoreaction

A benzene (7 mL) solution containing 2-cyano-6-methoxynaphthalene (**1**, 38.4 mg, 0.03 mol/L) and trans-1-phenyl-2-(3,4,5-trimethoxyphenyl)cyclopropane (trans-**2c**, 59.8 mg, 0.03 mol/L) was placed in a Pyrex vessel and was degassed by Ar bubbling. The solution was photoirradiated by a 300 W high pressure mercury lamp at room temperature. The temperature of the solution was kept around room temperature by circulated cooling water during irradiation. Column chromatography on silica gel (eluent; AcOEt:hexane = 1:3) followed by HPLC (GPC) gave 1-(1-phenyl-3-(3,4,5-trimethoxyphenyl)propyl)-2-cyano-6-methoxynaphthalene (**3c**, 49.0 mg, 50% yield). *Data for 3c*: colorless oil,  $^1\text{H NMR}$  (300 MHz,  $\text{CDCl}_3$ )  $\delta$  2.28–2.96 (m, 4 H), 3.75 (s, 6 H), 3.79 (s, 3 H), 3.90 (s, 3 H), 5.17 (dd,  $J=9.2, 5.9$  Hz, 1 H), 6.24 (s, 2 H), 7.04 (d,  $J=9.3$  Hz, 1 H), 7.12 (d,  $J=2.6$  Hz, 1 H), 7.16–7.32 (m, 5 H), 7.58 (d,  $J=8.6$  Hz, 1 H), 7.69 (d,  $J=8.6$  Hz, 1 H), 7.87 (d,  $J=9.3$  Hz, 1 H) ppm;  $^{13}\text{C NMR}$  (75 MHz,  $\text{CDCl}_3$ )  $\delta$  35.0, 35.2, 55.8, 56.2, 56.4, 61.1, 77.6, 105.4, 107.3, 119.8, 120.0, 126.6, 127.1, 127.4, 127.6, 127.8, 128.2, 128.6, 136.2, 137.2, 137.9, 142.5, 146.8, 153.0, 159.1 ppm; IR (neat) 1125, 2217 ( $\text{CN}$ ), 2937  $\text{cm}^{-1}$ ; MS (EI)  $m/z$  (relative intensity, %) = 151 (15,  $\text{C}_{10}\text{H}_5\text{CN}^+$ ), 182 (100,  $\text{C}_{10}\text{H}_5(\text{OCH}_3)\text{CN}^+$ ), 467 (8,  $\text{M}^+$ ).

## 3. Results and discussion

Irradiation of a benzene solution containing equimolar amounts of 2-cyano-6-methoxynaphthalene (**1**) and trans-1-phenyl-2-(3,4,5-trimethoxyphenyl)cyclopropane (trans-**2c**) in a Pyrex vessel with a 300 W high pressure mercury lamp for 120 h gives rise to formation of the photoalkylation product **3c** in 50% isolated yield (Scheme 1, entry 4 in Table 1). Cyclopropane substrates that contain a lower number of aromatic methoxy-substituents or a cyano group undergo photoalkylation sluggishly (entries 1, 2, and 5). Unlike the 3,4,5-trimethoxyphenyl substituted-cyclopropane (trans-**2c**), the 2,4,6-trimethoxyphenyl substituted analog (trans-**2e**) reacts with **1** in an inefficient manner (entry 6). Photoreactions of **1** with symmetrically substituted cyclopropanes (trans-**2f–h**) in benzene proceed to give the corresponding alkylation products **3f–h** in good yields (entries 7–9). While other solvents, such as  $\text{Et}_2\text{O}$ , THF, and



- a:  $\text{Ar}^1 = \text{Ar}^2 = \text{Ph}$
- b:  $\text{Ar}^1 = \text{Ph}$ ,  $\text{Ar}^2 = 4\text{-MeOC}_6\text{H}_4$
- c:  $\text{Ar}^1 = \text{Ph}$ ,  $\text{Ar}^2 = 3,4,5\text{-(MeO)}_3\text{C}_6\text{H}_2$
- d:  $\text{Ar}^1 = 4\text{-NCC}_6\text{H}_4$ ,  $\text{Ar}^2 = 3,4,5\text{-(MeO)}_3\text{C}_6\text{H}_2$
- e:  $\text{Ar}^1 = \text{Ph}$ ,  $\text{Ar}^2 = 2,4,6\text{-(MeO)}_3\text{C}_6\text{H}_2$
- f:  $\text{Ar}^1 = \text{Ar}^2 = 4\text{-MeOC}_6\text{H}_4$
- g:  $\text{Ar}^1 = \text{Ar}^2 = 3,4\text{-(MeO)}_2\text{C}_6\text{H}_3$
- h:  $\text{Ar}^1 = \text{Ar}^2 = 3,4,5\text{-(MeO)}_3\text{C}_6\text{H}_2$

Scheme 1. Photoalkylation of **1** by trans-**2a–h**.

**Table 1**  
Photoalkylation of 2-cyano-6-methoxynaphthalene (**1**) by trans-1,2-diarylcyclopropanes (trans-**2**)<sup>a</sup>.

Entry	Compound <b>2</b>	Ar <sup>1</sup>	Ar <sup>2</sup>	Solvent <sup>b</sup>	Dielectric constant of solvent	Additive	Irradiation time (h)	Yield <sup>c</sup> (%)
1	Trans- <b>2a</b>	Ph	Ph	Benzene	2.27	None	60	<1
2	Trans- <b>2b</b>	Ph	4-MeOC <sub>6</sub> H <sub>4</sub>	Benzene	2.27	None	60	7
3	Trans- <b>2c</b>	Ph	3,4,5-(MeO) <sub>3</sub> C <sub>6</sub> H <sub>2</sub>	Benzene	2.27	None	60	31
4	Trans- <b>2c</b>	Ph	3,4,5-(MeO) <sub>3</sub> C <sub>6</sub> H <sub>2</sub>	Benzene	2.27	None	120	50 <sup>d</sup>
5	Trans- <b>2d</b>	4-NCC <sub>6</sub> H <sub>4</sub>	3,4,5-(MeO) <sub>3</sub> C <sub>6</sub> H <sub>2</sub>	Benzene	2.27	None	60	0
6	Trans- <b>2e</b>	Ph	2,4,6-(MeO) <sub>3</sub> C <sub>6</sub> H <sub>2</sub>	Benzene	2.27	None	60	10
7	Trans- <b>2f</b>	4-MeOC <sub>6</sub> H <sub>4</sub>	4-MeOC <sub>6</sub> H <sub>4</sub>	Benzene	2.27	None	60	21
8	Trans- <b>2g</b>	3,4-(MeO) <sub>2</sub> C <sub>6</sub> H <sub>3</sub>	3,4-(MeO) <sub>2</sub> C <sub>6</sub> H <sub>3</sub>	Benzene	2.27	None	60	53
9	Trans- <b>2h</b>	3,4,5-(MeO) <sub>3</sub> C <sub>6</sub> H <sub>2</sub>	3,4,5-(MeO) <sub>3</sub> C <sub>6</sub> H <sub>2</sub>	Benzene	2.27	None	60	54
10	Trans- <b>2c</b>	Ph	3,4,5-(MeO) <sub>3</sub> C <sub>6</sub> H <sub>2</sub>	Et <sub>2</sub> O	4.22	None	60	21
11	Trans- <b>2c</b>	Ph	3,4,5-(MeO) <sub>3</sub> C <sub>6</sub> H <sub>2</sub>	THF	7.39	None	60	16
12	Trans- <b>2c</b>	Ph	3,4,5-(MeO) <sub>3</sub> C <sub>6</sub> H <sub>2</sub>	CH <sub>2</sub> Cl <sub>2</sub>	8.9	None	60	3
13	Trans- <b>2c</b>	Ph	3,4,5-(MeO) <sub>3</sub> C <sub>6</sub> H <sub>2</sub>	CH <sub>3</sub> CN	37.5	None	60	0
14	Trans- <b>2c</b>	Ph	3,4,5-(MeO) <sub>3</sub> C <sub>6</sub> H <sub>2</sub>	Benzene	2.27	Benzophenone <sup>e</sup>	60	0
15	Trans- <b>2c</b>	Ph	3,4,5-(MeO) <sub>3</sub> C <sub>6</sub> H <sub>2</sub>	Benzene	2.27	Michler's ketone <sup>e</sup>	60	0

<sup>a</sup> [**1**] = [trans-**2**] = 0.03 mol/L. Irradiated to solution in a Pyrex vessel by a 300 W high pressure mercury lamp.<sup>b</sup> 7 mL.<sup>c</sup> Yields were determined by <sup>1</sup>H NMR.<sup>d</sup> Isolated yield.<sup>e</sup> 5 equiv. based on **1**.

CH<sub>2</sub>Cl<sub>2</sub>, can be used for the photoreactions, the observed dependence of yield on solvent and the fact that alkylation reactions do not take place in acetonitrile (entry 13) indicates that nonpolar solvents lead to higher reaction efficiencies (entries 3, 10–13). In all reactions, the recovered cyclopropanes **2** are mixtures of cis and trans isomers.

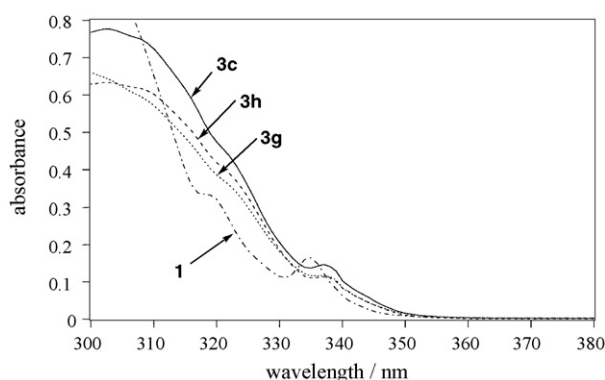
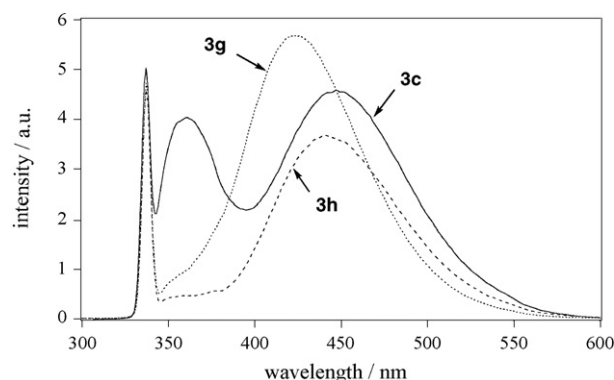
It is noteworthy that among the six possible sites on the naphthalene ring of **1**, monoalkylation takes place exclusively at the 1-position. Proof that photoalkylation of **1** occurs at this site comes from the analysis of spectroscopic data for product **3c**. The <sup>1</sup>H NMR spectrum of this substance contains two pairs of doublets at 7.58 and 7.69 ppm (*J* = 8.6 Hz), and 7.04 and 7.87 ppm (*J* = 9.3 Hz) and a pseudo-singlet at 7.12 ppm. These resonances are ascribable to hydrogens at the respective C3–C4, C7–C8, and C5 positions of **3c** [35–39]. The assignment of the C-1 alkylated structures to the products of these processes is consistent with the X-ray crystallographic data obtained for a product previously reported to form in an analogous reaction of 2,3-dicyanonaphthalene [29]. The positions of phenyl and 3,4,5-trimethoxyphenyl groups in **3c** were determined by using fluorescence data (vide infra).

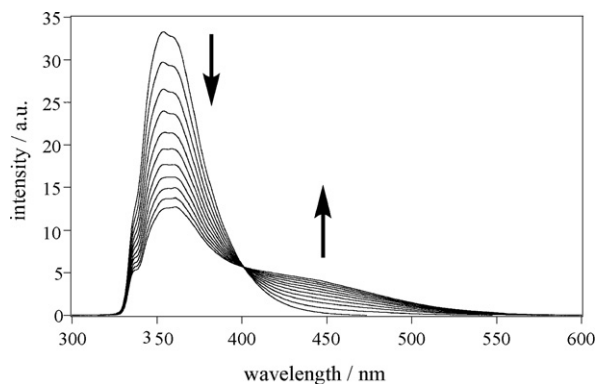
The UV absorption spectra of benzene solutions of **1**, **3c**, **3g**, and **3h** (Fig. 1) display absorption maxima at 335 nm (**1**) and 337 nm (**3c**, **3g**, and **3h**). The findings indicate that intramolecular charge transfer in the ground states of **3** is negligible. On the other hand, typical intramolecular exciplex emission bands are observed in the fluorescence spectra of **3** (Fig. 2) at maxima of 447 nm (**3c**), 426 nm (**3g**), and 440 nm (**3h**), with a monomer emission band of naphthalene at

maximum of 361 nm in the case of **3c**. Since compounds containing electron-rich and electron-poor aromatic moieties connected by a three carbon tether typically show intramolecular exciplex emission [40,41], the assignment of structures of **3** in which the methoxy-substituted phenyl groups are located at the terminal position of the propyl-ether is reasonable.

Photoreaction of **1** with trans-**2c** does not occur when excess amounts of triplet photosensitizers, such as benzophenone and Michler's ketone, are employed (entries 14 and 15). Furthermore, the fluorescence of **1** in benzene is efficiently quenched by addition of trans-**2c** (Fig. 3). Moreover, emission from an intermolecular exciplex between **1** and trans-**2c**, with an isoemissive point at 401 nm, steadily increases upon addition of trans-**2c**. From a Stern–Volmer plot of the fluorescence quenching data, the rate constant (*k<sub>q</sub>*) for quenching of the singlet excited state of **1** by trans-**2c** is calculated to be  $5.1 \times 10^9 \text{ M}^{-1} \text{ s}^{-1}$  ( $k_q \tau = 45 \text{ M}^{-1}$ ,  $\tau(\mathbf{1}) = 8.9 \text{ ns}$ ). Trans-**2a** also quenches the fluorescence of **1** but in this case, the quenching rate constant is lower ( $k_q \tau = 6.2 \text{ M}^{-1}$ ,  $k_q = 6.7 \times 10^8 \text{ M}^{-1} \text{ s}^{-1}$ ) and no intermolecular exciplex emission is observed.

Based on the observations summarized above, we propose that alkylation reaction takes place by mechanism shown in Scheme 2 (exemplified by the photoreaction of **1** with trans-**2c**). The proposed pathway followed in the photoreaction carried out in a benzene solution proceeds via the intermediacy of a singlet exciplex. The structure of the exciplex is governed by the maximization  $\pi$ – $\pi$  overlap of the aromatic rings and the minimized energy alignment of the dipoles of each component. An exciplex, in which the dipoles

**Fig. 1.** UV absorption spectra of **1**, **3c**, **3g**, and **3h** ( $1.0 \times 10^{-4} \text{ M}$  in benzene).**Fig. 2.** Fluorescence spectra of **3c**, **3g**, and **3h** ( $1.0 \times 10^{-4} \text{ M}$  in benzene,  $\lambda_{\text{ex}} = 337 \text{ nm}$ ).



**Fig. 3.** Fluorescence quenching of **1** by *trans*-**2c**.  $\lambda_{\text{ex}} = 335 \text{ nm}$ ,  $[\mathbf{1}] = 1.0 \times 10^{-4} \text{ M}$  in benzene,  $[\textit{trans}\text{-}\mathbf{2c}] = 0\text{--}2.5 \times 10^{-2} \text{ M}$ .

of both molecules are aligned in opposite directions, should be favored [42]. Since the exciplex is likely to possess charge transfer character, nucleophilic attack of the C1 carbon of the naphthalene ring on cyclopropyl group results in C–C bond formation and cyclopropane ring opening to give a 1,5-biradical. Ensuing intramolecular hydrogen transfer forms **3c**. From the facts that number of methoxy substitution in **2** accelerates the reaction and the presence of cyano

group in **2** retards the reaction, formation of exciplex with appropriate donor–acceptor interaction might be required for the photoalkylation. A possible reason for why **3c** is not formed and *cis*–*trans* photoisomerization of **2c** takes place when reactions are conducted in acetonitrile is that single electron transfer from **2c** to **1** takes place efficiently in this more polar medium. Back electron transfer in the ion radicals formed in this manner then occurs to give a mixture containing **1**, *trans*-**2c**, and *cis*-**2c** [26,43–47].

#### 4. Conclusion

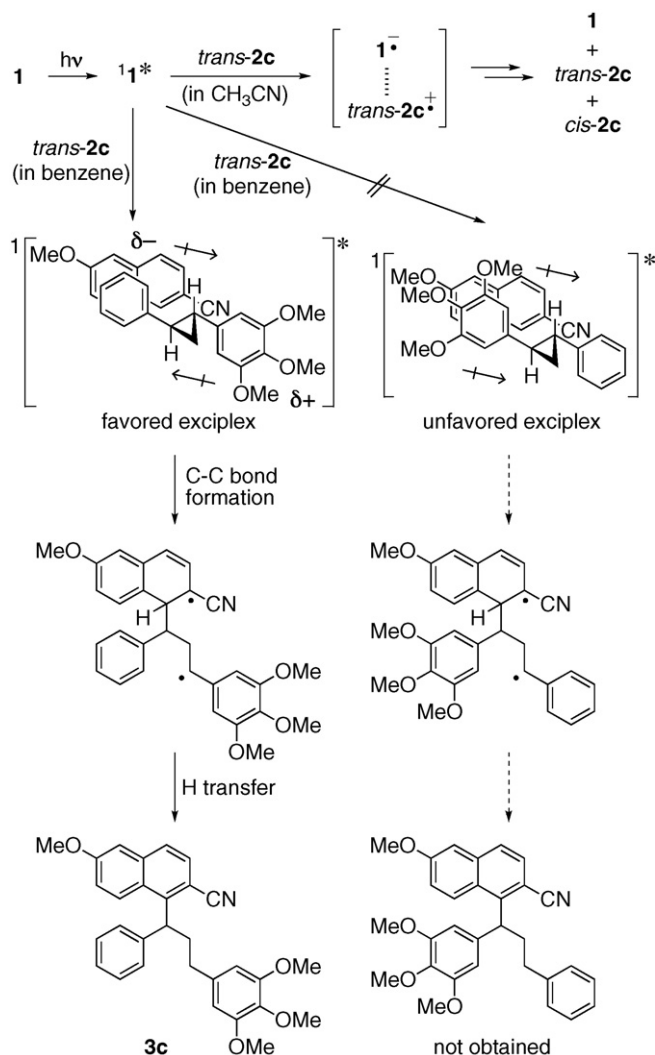
In conclusion, regioselective photoalkylation of naphthalene derivative **1** by cyclopropanes *trans*-**2** takes place in good yields. The excellent regioselectivity observed in these processes is attributable to favorable dipole–dipole alignment in singlet exciplexes that serve as intermediates in the reaction pathway.

#### Acknowledgements

This work was financially supported by Grant-in-Aids for Scientific Research on Priority Areas “Advanced Molecular Transformations of Carbon Resources (444)” (18037063, 19020060), Scientific Research (C) (20550049), and Cooperation for Innovative Technology and Advanced Research in Evolutional Areas (CITY AREA) program from the Ministry of Education, Culture, Sports, Science and Technology (MEXT) of Japan.

#### References

- [1] R.A. Caldwell, D. Creed, *Acc. Chem. Res.* 13 (1980) 45.
- [2] J.J. McCullough, *Chem. Rev.* 87 (1987) 811.
- [3] J. Cornélisse, *Chem. Rev.* 93 (1993) 615.
- [4] K. Mizuno, H. Maeda, A. Sugimoto, K. Chiyonobu, in: V. Ramamurthy, K.S. Schanze (Eds.), *Molecular and Supramolecular Photochemistry Understanding and Manipulating Excited-State Processes*, vol. 8, Marcel Dekker, Inc., New York, 2001, p. 127.
- [5] K. Mizuno, H. Maeda, Y. Inoue, A. Sugimoto, L.P. Vo, R.A. Caldwell, *Tetrahedron Lett.* 41 (2000) 4913.
- [6] H. Maeda, A. Sugimoto, K. Mizuno, *Org. Lett.* 2 (2000) 3305.
- [7] H. Maeda, S. Waseda, K. Mizuno, *Chem. Lett.* (2000) 1238.
- [8] Y. Yoshimi, S. Konishi, H. Maeda, K. Mizuno, *Tetrahedron Lett.* 42 (2001) 3475.
- [9] Y. Yoshimi, S. Konishi, H. Maeda, K. Mizuno, *Synthesis* (2001) 1197.
- [10] H. Maeda, H. Yagi, K. Mizuno, *Chem. Lett.* 33 (2004) 388.
- [11] H. Maeda, A. Horiuchi, N. Koshio, K. Mizuno, *Chem. Lett.* 33 (2004) 966.
- [12] H. Maeda, H. Mukae, K. Mizuno, *Chem. Lett.* 34 (2005) 66.
- [13] H. Maeda, K. Nishimura, K. Mizuno, M. Yamaji, J. Oshima, S. Tobita, *J. Org. Chem.* 70 (2005) 9693.
- [14] H. Mukae, H. Maeda, K. Mizuno, *Angew. Chem. Int. Ed.* 45 (2006) 6558.
- [15] H. Maeda, R. Hiranabe, K. Mizuno, *Tetrahedron Lett.* 47 (2006) 7865.
- [16] H. Mukae, H. Maeda, S. Nashihara, K. Mizuno, *Bull. Chem. Soc. Jpn.* 80 (2007) 1157.
- [17] C. Pac, K. Mizuno, H. Okamoto, H. Sakurai, *Synthesis* (1978) 589.
- [18] I.A. Akhtar, J.J. McCullough, *J. Org. Chem.* 46 (1981) 1447.
- [19] Y.L. Chow, G.E. Buono-Core, X.-Y. Liu, K. Itoh, P. Qian, *J. Chem. Soc., Chem. Commun.* (1987) 913.
- [20] Y.L. Chow, X.-Y. Liu, S. Hu, *J. Chem. Soc., Chem. Commun.* (1988) 1047.
- [21] Y.L. Chow, X.-Y. Liu, *Can. J. Chem.* 69 (1991) 1261.
- [22] Y.L. Chow, G.E. Buono-Core, Y.-H. Zhang, X.-Y. Liu, *J. Chem. Soc., Perkin Trans. 2* (1991) 2041.
- [23] Y.L. Chow, C.I. Johansson, *Can. J. Chem.* 72 (1994) 2011.
- [24] H. Maeda, Y. Miyata, K. Mizuno, *Tetrahedron Lett.* 43 (2002) 1481.
- [25] N. Ichinose, K. Mizuno, Z. Hiroamoto, Y. Otsuji, *Tetrahedron Lett.* 27 (1986) 5619.
- [26] K. Mizuno, N. Ichinose, Y. Otsuji, *J. Org. Chem.* 57 (1992) 1855.
- [27] Y. Wang, D.K. Luttrull, J.P. Dinnocenzo, J.L. Goodman, S. Farid, I.R. Gould, *Photochem. Photobiol. Sci.* 2 (2003) 1169.
- [28] H. Ikeda, T. Nomura, K. Akiyama, M. Oshima, H.D. Roth, S. Tero-Kubota, T. Miyashi, *J. Am. Chem. Soc.* 127 (2005) 14497.
- [29] H. Maeda, N. Matsukawa, K. Shirai, K. Mizuno, *Tetrahedron Lett.* 46 (2005) 3057.
- [30] K. Mizuno, N. Ichinose, Y. Yoshimi, *J. Photochem. Photobiol. C: Photochem. Rev.* 1 (2000) 167.
- [31] N.A. Al-Jalal, *J. Photochem. Photobiol. A: Chem.* 51 (1990) 429.
- [32] N.A. Al-Jalal, *Gazz. Chim. Ital.* 124 (1994) 205.
- [33] N.A. Al-Jalal, R.G. Pritchard, C.A. McAuliffe, *J. Chem. Res. (S)* (1994) 452.
- [34] N.A. Al-Jalal, *J. Chem. Res. (S)* (1995) 44.
- [35] Reference chemical shift (in  $\text{CDCl}_3$ ) data are listed below. For hydrogen on C1 of 2-cyanonaphthalene: 8.24 ppm [36,37]. For hydrogen on C1 of 2-



**Scheme 2.** Reaction mechanism for the regioselective photoalkylation of **1** by *trans*-**2c**.

- methoxynaphthalene: 7.13 ppm [38,39]. For hydrogen on C1 of **1**: 8.14 ppm. For hydrogen on C5 of **1**: 7.15 ppm.
- [36] Z. Zhang, L.S. Liebeskind, *Org. Lett.* 8 (2006) 4331.
- [37] K. Takagi, K. Sasaki, Y. Sakakibara, *Bull. Chem. Soc. Jpn.* 64 (1991) 1118.
- [38] Y.-C. Hsu, S. Datta, C.-M. Ting, R.-S. Liu, *Org. Lett.* 10 (2008) 521.
- [39] J. Wolf, R. Poli, J.-H. Xie, J. Nichols, B. Xi, P. Zavalij, M.P. Doyle, *Organometallics* 27 (2008) 5836.
- [40] F. Hirayama, *J. Chem. Phys.* 42 (1965) 3163.
- [41] F. Mendicuti, W.S. Mattice, *Comput. Polym. Sci.* 3 (1993) 131.
- [42] Dipole moments of 2,3-dicyanonaphthalene:  $\mu = 8.45$  debye (ground state), 8.54 debye (excited singlet state). Dipole moments of **1**:  $\mu = 6.46$  debye (ground state), 6.66 debye (excited singlet state). These values were calculated by Spartan'04 with B3LYP/6-31G\*.
- [43] Cis-trans photoisomerization of 1,2-diarylcyclopropanes are sensitized by cyanoaromatic compounds such as 1,4-dicyanonaphthalene and 9,10-dicyanoanthracene. See Refs. [26,44–47].
- [44] P.C. Wong, D.R. Arnold, *Tetrahedron Lett.* (1979) 2101.
- [45] K. Mizuno, Z. Hiromoto, K. Ohnishi, Y. Otsuji, *Chem. Lett.* (1983) 1059.
- [46] K. Mizuno, N. Ichinose, Y. Otsuji, *Chem. Lett.* (1985) 455.
- [47] T. Tamai, N. Ichinose, T. Tanaka, T. Sasuga, I. Hashida, K. Mizuno, *J. Org. Chem.* 63 (1998) 3204.